

11117

82-02 CHEVROLET CAMARO / 82-02 PONTIAC FIREBIRD & TRANS AM

11/05/2020

GROSS LOAD CAPACITY WHEN USED AS A WEIGHT CARRYING HITCH: 2,000 LBS. TRAILER WEIGHT & 200 LBS. TONGUE WEIGHT.

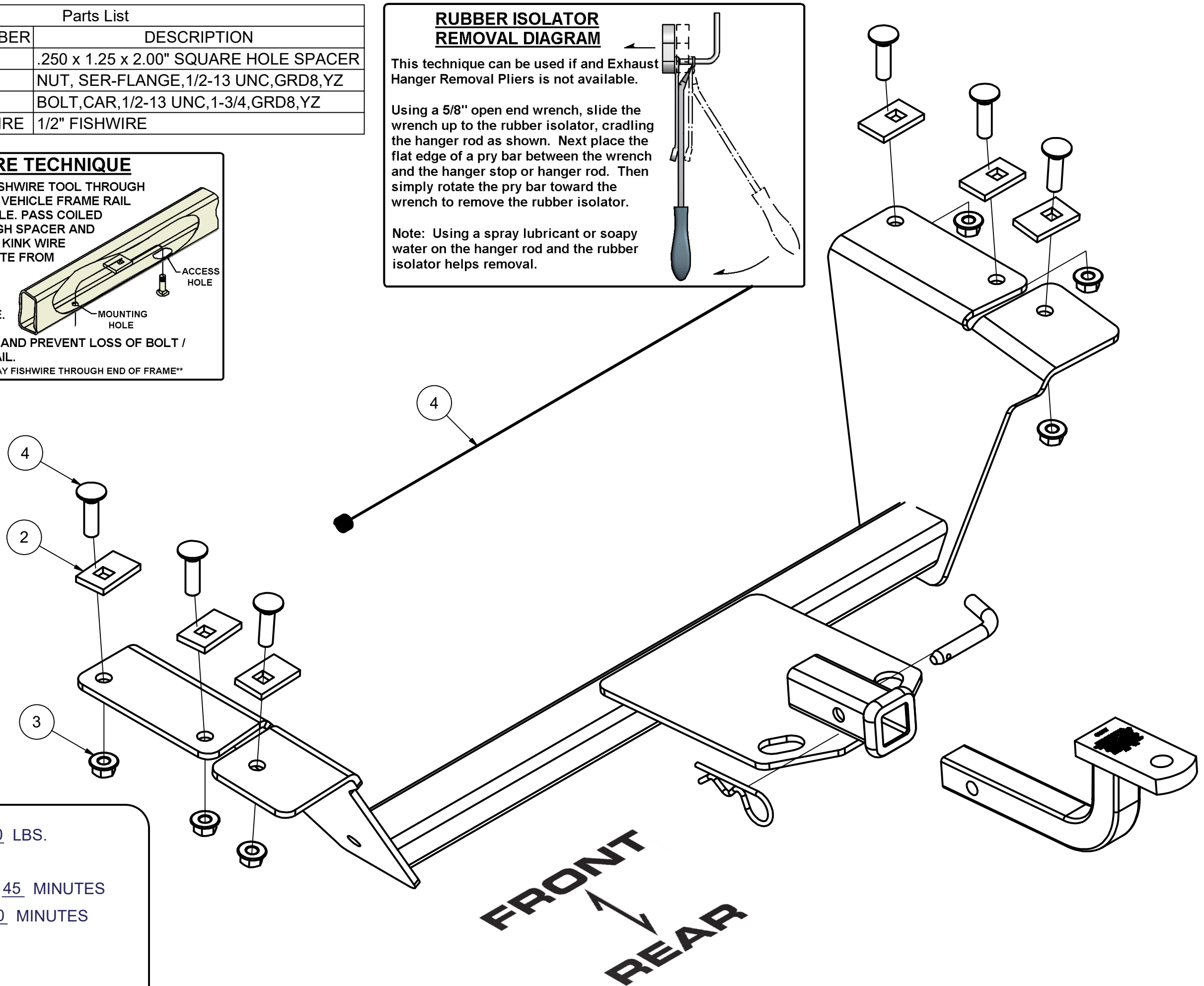
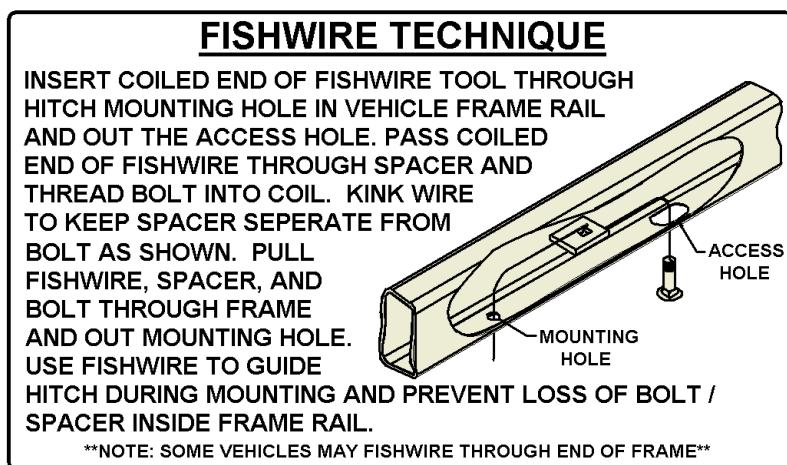
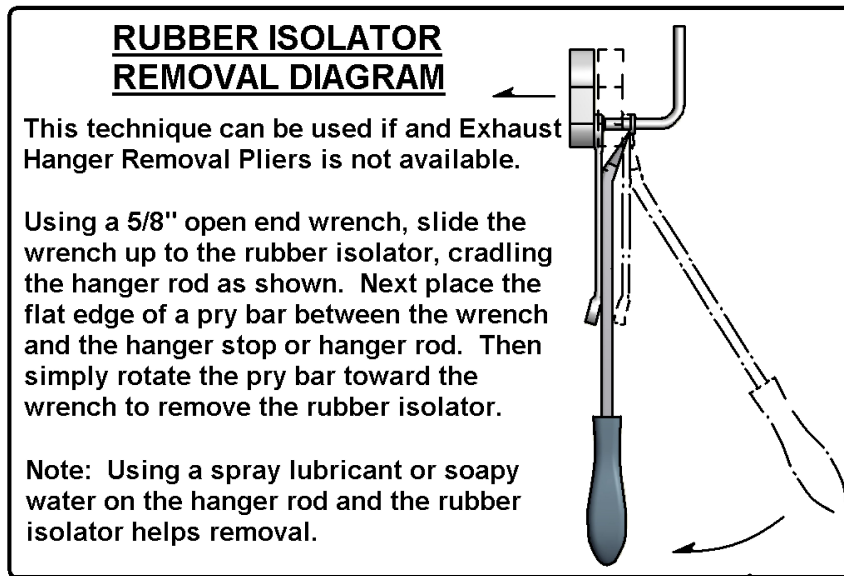
**\*\*\*DO NOT EXCEED VEHICLE MANUFACTURER'S RECOMMENDED TOWING CAPACITY.\*\*\***

WARNING: ALL NON-TRAILER LOADS APPLIED TO THIS PRODUCT MUST BE SUPPORTED BY AUXILIARY STABILIZING STRAPS.

**\*\* FAILURE TO PROPERLY SUPPORT NON-TRAILER LOADS WILL VOID PRODUCT WARRANTY\*\***

HAVING INSTALLATION QUESTIONS? CALL TECHNICAL SUPPORT AT 877-287-8634

Parts List			
ITEM	QTY	PART NUMBER	DESCRIPTION
1	6	CM-SP3	.250 x 1.25 x 2.00" SQUARE HOLE SPACER
2	6	20-00062	NUT, SER-FLANGE, 1/2-13 UNC, GRD8, YZ
3	6	10-10272	BOLT, CAR, 1/2-13 UNC, 1-3/4, GRD8, YZ
4	1	1_2 FISHWIRE	1/2" FISHWIRE



HITCH WEIGHT: 40 LBS.  
 INSTALL TIME  
 PROFESSIONAL: 45 MINUTES  
 NOVICE (DIY): 90 MINUTES  
 INSTALL NOTES:

**INSTALLATION STEPS**

- 1) Lower vehicle exhaust system by detaching it from exhaust hanger bracket on each side.
  - 2) Fishwire (two) 1/4" blocks and 1/2" carriage bolts through the access hole on inboard side of frame rails and through the (two) existing rearward holes.
  - 3) Raise hitch into position and loosely install 1/2" nuts on carriage.
  - 4) Using the hitch as a template mark the center of forward most hole on the frame rails.
  - 5) Lower hitch and drill holes marked in step (4) with 9/16" drill bit.
  - 6) Fishwire 1/4" block and 1/2" carriage bolt through access hole and into hole drilled in step 5.
  - 7) Raise hitch into position and install fasteners as shown.
  - 8) Raise vehicle exhaust system back into position.
  - 9) Torque 1/2" fasteners to 110 LB.-FT.:
- PERIODICALLY CHECK THIS RECEIVER HITCH TO ENSURE THAT ALL FASTENERS ARE TIGHT AND THAT ALL STRUCTURAL COMPONENTS ARE SOUND.**

Curt Manufacturing Inc., warrants this product to be free of defects in material and/or workmanship at the time of retail purchase by the original purchaser. If the product is found to be defective, Curt Manufacturing Inc., may repair or replace the product, at their option, when the product is returned, prepaid, with proof of purchase. Alteration to, misuse of, or improper installation of this product voids the warranty. Curt Manufacturing Inc.'s liability is limited to repair or replacement of products found to be defective, and specifically excludes liability for incidental or consequential loss or damage.