

11112

SATURN ASTRA 3-DOOR AND 5-DOOR

11/19/2012

GROSS LOAD CAPACITY WHEN USED AS A WEIGHT CARRYING HITCH: 2,000 LBS. TRAILER WEIGHT & 200 LBS. TONGUE WEIGHT.

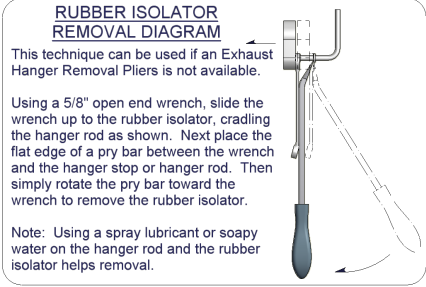
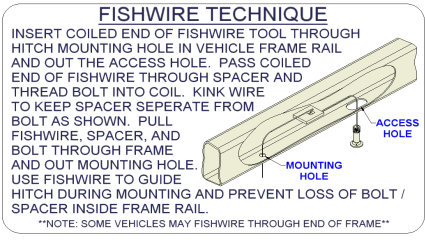
*****DO NOT EXCEED VEHICLE MANUFACTURER'S RECOMMENDED TOWING CAPACITY.*****

WARNING: ALL NON-TRAILER LOADS APPLIED TO THIS PRODUCT MUST BE SUPPORTED BY AUXILIARY STABILIZING STRAPS.

**** FAILURE TO PROPERLY SUPPORT NON-TRAILER LOADS WILL VOID PRODUCT WARRANTY****

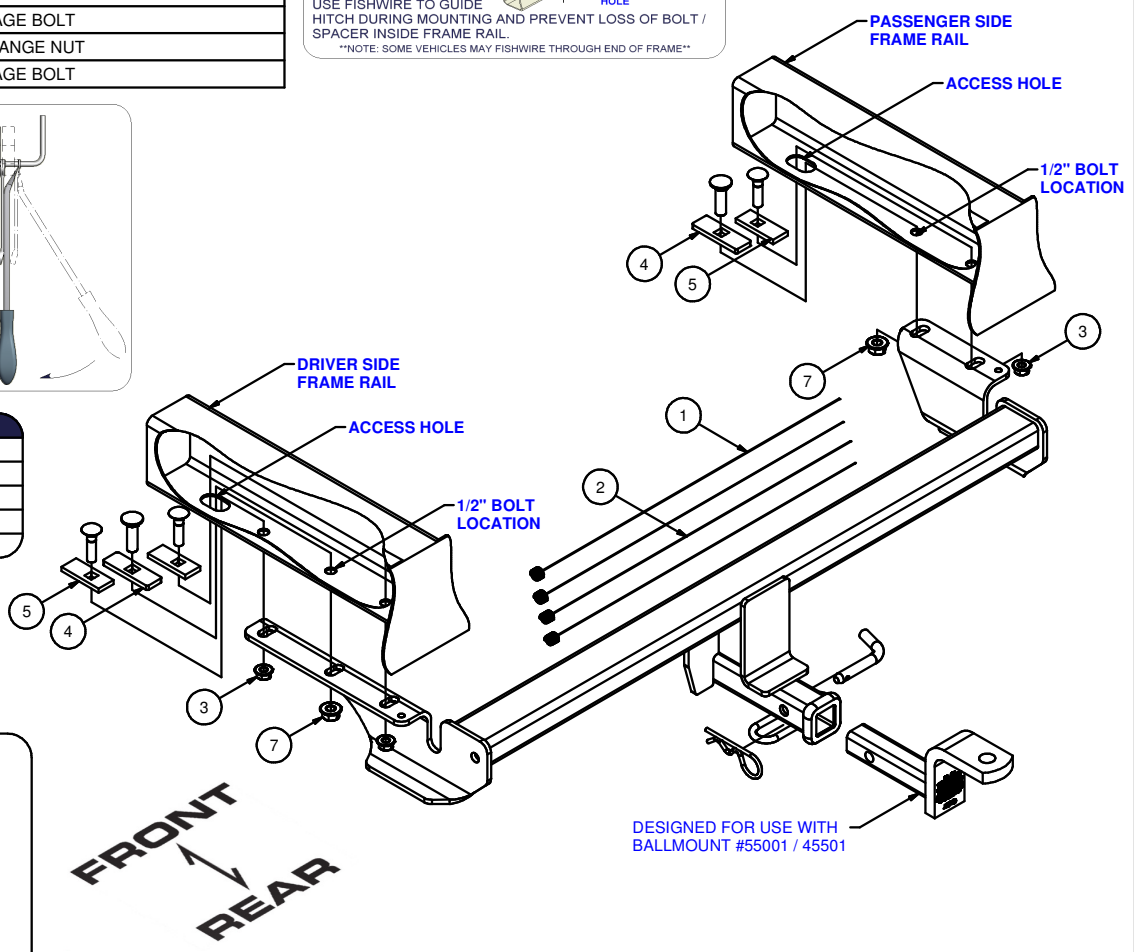
HAVING INSTALLATION QUESTIONS? CALL TECHNICAL SUPPORT AT 1-800-798-0813

Parts List			
ITEM	QTY	PART NUMBER	DESCRIPTION
1	2	1_2 FISHWIRE	1/2" FISHWIRE
2	2	7_16 FISHWIRE	7/16" FISHWIRE
3	3	7/16-14	HEX FLANGE NUT
4	2	CM-SP6	.250 x 1.00 x 3.00" SQUARE HOLE SPACER
5	3	CM-SP11	.250 x 1.00 x 2.50" SQUARE HOLE SPACER
6	2	1/2-13 x 1 3/4	CARRIAGE BOLT
7	2	HFN 1213	HEX FLANGE NUT
8	3	7/16 - 14 x 1 3/4	CARRIAGE BOLT



TOOLS REQUIRED

RATCHET
11/16" SOCKET
3/4" SOCKET
TORQUE WRENCH
10" RATCHET EXTENSION



HITCH WEIGHT: 35 LBS.

INSTALL TIME

PROFESSIONAL: 45 MINUTES

NOVICE (DIY): 90 MINUTES

INSTALL NOTES:

- NO DRILLING REQUIRED
- FISHWIRE HARDWARE
- LOWER EXHAUST

- INSTALLATION STEPS**
- 1) Lower exhaust by removing the (4) rubber isolators from the vehicle exhaust hangers. (Note: Spraying a lubricant or soapy water on the metal hanger and the rubber isolator helps removal.)
 - 2) Using the fishwires provided, "pull" the carriage bolts and spacers into position as shown. Be sure the bolts are pulled into the correct hole prior to fishwiring. Leave the fishwires attached to each bolt.
 - 3) Raise hitch into position, driver side first, using the fishwires to guide the hitch onto the bolts. Once in position, remove the fishwires and secure with provided flange nuts.
 - 4) Torque all 7/16" fasteners to 70 lb-ft and all 1/2" fasteners to 110 lb-ft.
 - 5) Reinstall rubber exhaust isolators removed in Step 1.
- PERIODICALLY CHECK THIS RECEIVER HITCH TO ENSURE THAT ALL FASTENERS ARE TIGHT AND THAT ALL STRUCTURAL COMPONENTS ARE SOUND.**

Curt Manufacturing Inc., warrants this product to be free of defects in material and/or workmanship at the time of retail purchase by the original purchaser. If the product is found to be defective, Curt Manufacturing Inc., may repair or replace the product, at their option, when the product is returned, prepaid, with proof of purchase. Alteration to, misuse of, or improper installation of this product voids the warranty. Curt Manufacturing Inc.'s liability is limited to repair or replacement of products found to be defective, and specifically excludes liability for incidental or consequential loss or damage.