

INSTALLATION INSTRUCTIONS AND PARTS LIST

MODEL 412102/412114 (BULK PACKAGE) BLACK ALUMINUM BACK SPLASH FOR GRIP STEP:

1. Read instructions completely and check to make sure that all required parts (listed on service parts list) are on hand before starting the installation.
2. This product is a universal product designed to fit the 102" and 114" Grip Step boards.
3. Attach the backsplash to the Step.
 - 3.1. Line up the backsplash to the back of the grip step as shown on the instructions.
 - 3.2. Using the supplied self drilling screws (item #2) attach the backsplash to the back of the step.
 - 3.3. You may choose to attach the step to the bracket before attaching the backsplash to the back of the step
4. Attach the step to the brackets as shown in the instructions for the bracket package.

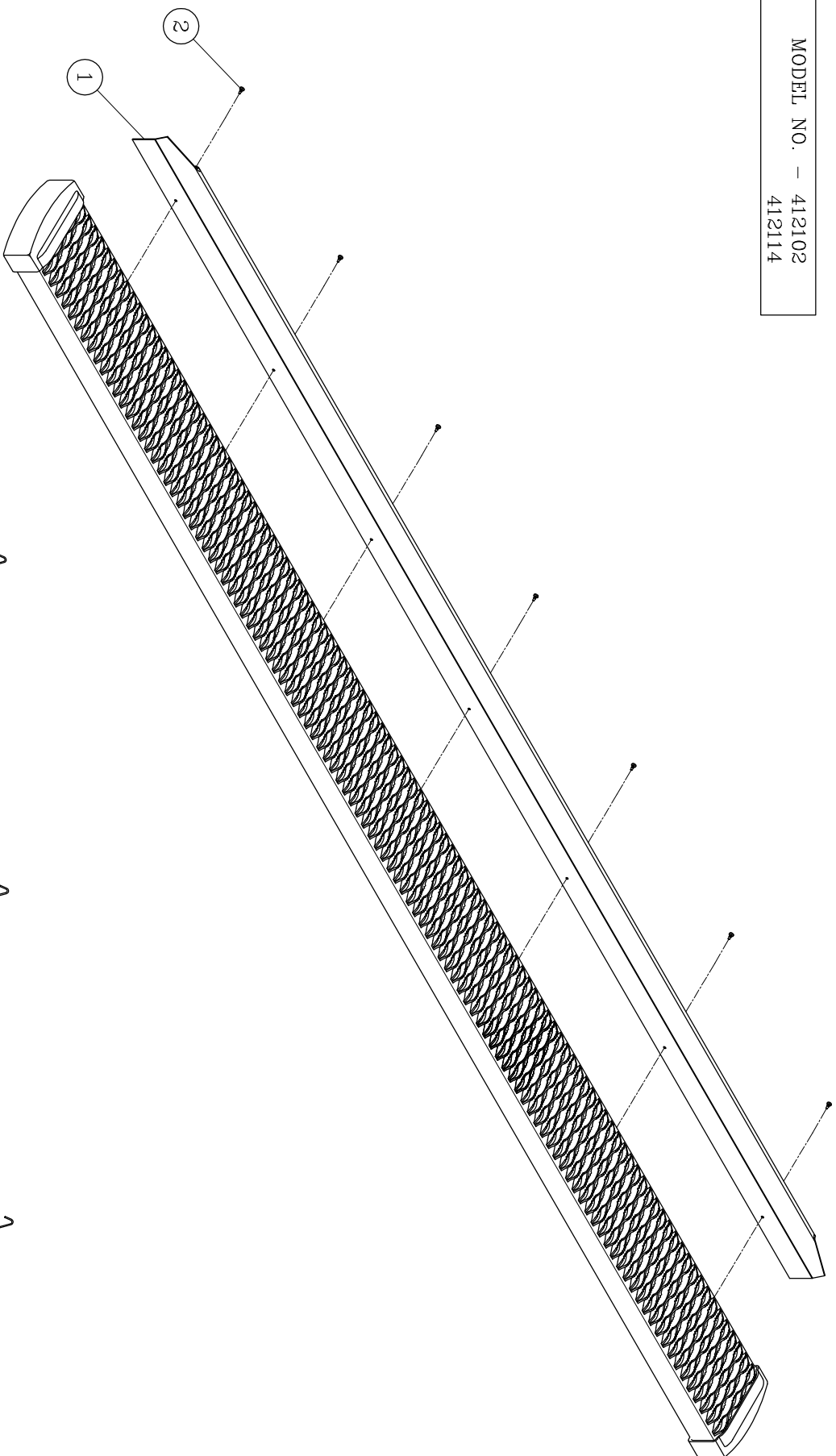
SERVICE PARTS LIST

ITEM	PART NO.	QTY	DESCRIPTION
1	553141	2	BACK SPLASH,ALUM,BLACK GRIP STEP, 412102
1	553142	2	BACK SPLASH,ALUM,BLACK GRIP STEP, 412114
2	107958	14	SCREW-SELFDRILLING, #8 X 1/2", SST,BLK



SERVICE PARTS LIST

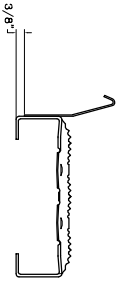
MODEL NO. - 412102
412114



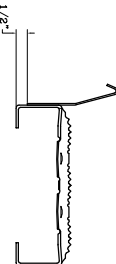
FORD F150
TOYOTA TUNDRA



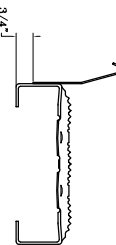
SILVERADO/GMC



DODGE RAM



FORD SUPER DUTY



APPROXIMATE TOE PLATE LOCATIONS

